



CONNOMAC CORP.

A DIVISION OF THE FRENCH CORPORATION

PAGE 3 – CONNOFLEX[®] CABLE

- Oil resistant jacket and conductors
- Rubber fillers to prevent wicking
- Mylar[®] separator for easy stripping
- Tinned copper conductors for maximum conductivity
- 65 strands of #34 wire for maximum flexibility
- Resists acids, chemicals and ozone
- Flame retardant
- Resists tears and abrasions
- High visibility yellow jacket

PAGE 4 – MICRO-MAC AC CONNECTORS

- Ultraminiature for smaller sensing devices
- Double keyed to prevent accidental engagement
- Gold-plated pins and sockets
- Receptacles sealed with an electrical grade epoxy

PAGE 5 – MICRO-MAC DC CONNECTORS

- Has all the features of the AC version except the DC version has single keyway
- Interchanges with European micros
- Connector molded to cable to form a one-piece construction

PAGES 6-7-8-9 – MINNI-MAC[®] CONNECTORS

- Contacts are machined from solid copper alloy and gold plated
- Couplers and shells are dark anodized aluminum
- Plugs are molded to extra flexible Conno-Flex[®] cable to form a one-piece construction
- Plugs are furnished with a metal friction ring which prevents deterioration of the rubber and increases pull-out resistance
- Receptacles are epoxied into shell with an electrical grade epoxy
- Male pins have a molded cork seal at the base of each contact which assures a liquid tight and dust tight fit when units are in use
- Keyed to insure proper alignment when engaging male and female units
- Ground pin is extended which assures an electrically safe connection because it is the first pin to engage and the last to disengage
- Dust caps provide protection for units not in use
- Plugs are molded with highly flexible cord and molded strain relief, so the larger bending radius suggested for some thermoplastic cords need not be followed

PAGE 10 – MINNI-MAC[®] II CONNECTORS

- Connector molded to cable to form a one-piece construction
- Contacts are machined from solid copper alloy and silver plated
- Couplers and shells are dark anodized aluminum
- Plugs are molded to extra flexible SOOW cable
- Receptacles are epoxied into shell with an electrical grade epoxy
- Male pins have a molded cork seal at the base of each contact which assures a liquid tight and dust tight fit when units are in use
- Keyed to insure proper alignment when engaging male and female units
- Ground pin is extended which assures an electrically safe connection because it is the first pin to engage and the last to disengage
- Dust caps provide protection for units not in use
- Connector molded to cable to form a one-piece construction

PAGE 11 – CONNO-CHANGE CONNECTORS

- Contacts are machined from solid copper alloy
- Couplers and shells are dark anodized aluminum, however they can also be supplied in black nylon if required
- Plugs are molded to extra flexible SOOW cable
- Receptacles are epoxied into shell with an electrical grade epoxy
- Male pins have a molded cork seal at the base of each contact which assures a liquid tight and dust tight fit when units are in use
- Keyed to insure proper alignment when engaging male and female units
- Ground pin is extended which assures an electrically safe connection because it is the first pin to engage and the last to disengage
- Dust caps provide protection for units not in use
- Available with 14, 12, or 10 AWG wire

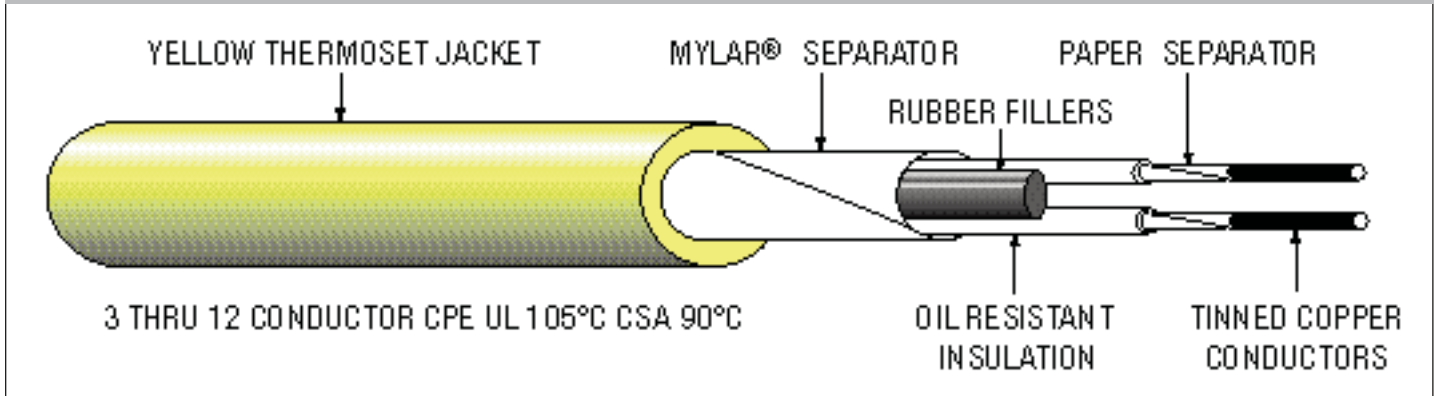
Minni-Mac and Conno-Flex are registered trademarks of Connomac Corp

Mylar is a registered trademark of DuPont

MM898

CONDUCTOR COLOR CODE PER NEMA AND ICEA K-1 METHOD 1

CONNO-FLEX® SOOW PREMIUM PORTABLE CORD



No. of Conductors	Base Color	First Tracer	No. of Conductors	Base Color	First Tracer
1	BLACK	—	7	WHITE	BLACK
2	WHITE	—	8	RED	BLACK
3	RED	—	9	GREEN	BLACK
4	GREEN	—	10	ORANGE	BLACK
5	ORANGE	—	11	BLUE	BLACK
6	BLUE	—	12	BLACK	WHITE

NFPA Color Coding
 3 Conductor Green, Red #2, Red #3
 5 Conductor Green, Red #1, Red #2, Red #4, Red #5

ELECTRICAL AND TECHNICAL DATA

AWG	Conds.	Stranding	Volts	Amps	Nom. O.D. (Inches)	Standard Lengths (Feet)	Weight (Per 1,000 Feet)
16	3	65#34	600	13	.400	50 100 250	94
16	4	65#34	600	10	.445	50 100 250	114
16	5	65#34	600	8	.510	50 100 250	160
16	6	65#34	600	7	.540	50 100 250	190
16	7	65#34	600	7	.555	50 100 250	205
16	8	65#34	600	7	.600	50 100 250	235
16	9	65#34	600	7	.670	50 100 250	294
16	10	65#34	600	7	.700	50 100 250	310
16	12	65#34	600	7	.720	50 100 250	345

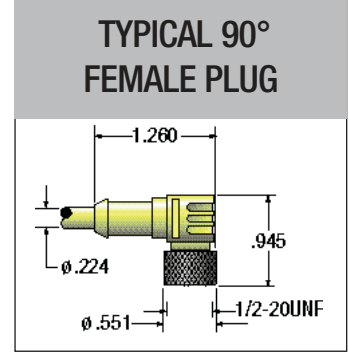
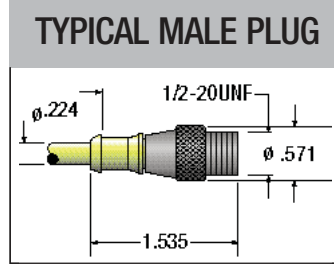
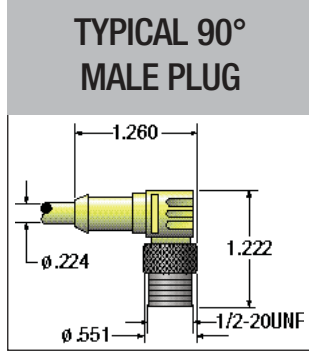
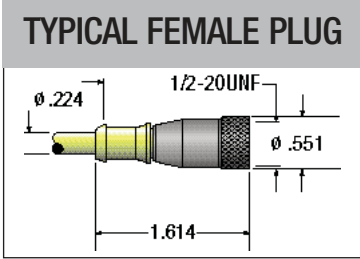
MICRO-MAC

(800) 704-2622

ULTRA MINIATURE ELECTRICAL CONNECTORS AC VERSION

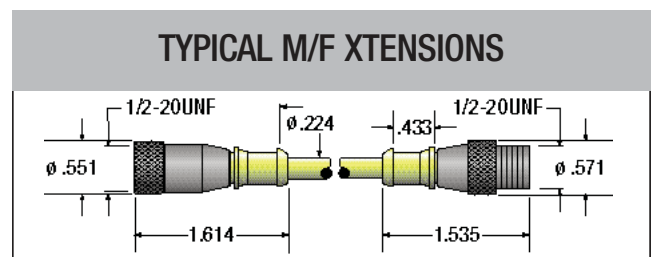
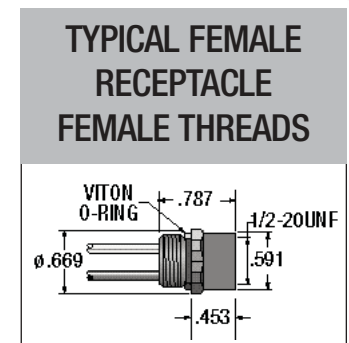
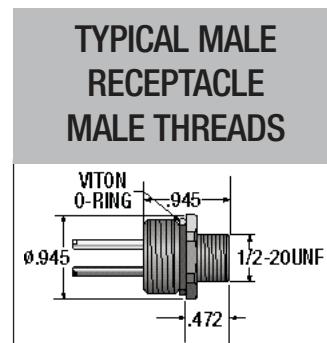
FAX: (708) 352-3067

ELECTRICAL AND DIMENSIONAL DATA • AC VERSION



No. of Poles	Amps	Wiring Code Face View of Female	Length (Feet)	Nom. Cable O.D.	Plugs		90° Plugs		M/F Xtension Cords
					Female P/N	Male P/N	Female P/N	Male P/N	
3	3	1. GREEN 2. RED/BLK 3. RED/WHITE 	6 12 20	.224	3122-6FC	3122-6MC	9322-6FC	9322-6MC	3122-6FCMC
					3122-12FC	3122-12MC	9322-12FC	9322-12MC	3122-12FCMC
					3122-20FC	3122-20MC	9322-20FC	9322-20MC	3122-20FCMC
4	3	1. RED/BLK 2. RED/WHITE 3. RED 4. GREEN 	6 12 20	.224	4122-6FC	4122-6MC	9422-6FC	9422-6MC	4122-6FCMC
					4122-12FC	4122-12MC	9422-12FC	9422-12MC	4122-12FCMC
					4122-20FC	4122-20MC	9422-20FC	9422-20MC	4122-20FCMC
5	3	1. RED/WHITE 2. RED 3. GREEN 4. RED/YELLOW 5. RED/BLACK 	6 12 20	.224	5122-6FC	5122-6MC	9522-6FC	9522-6MC	5122-6FCMC
					5122-12FC	5122-12MC	9522-12FC	9522-12MC	5122-12FCMC
					5122-20FC	5122-20MC	9522-20FC	9522-20MC	5122-20FCMC

No. of Poles	Receptacles	
	Female P/N	Male P/N
3	1/4-18 NPT	
	3122-1FR18	3122-1MR18
4	1/2-14 NPT	
	3122-1FR14	3122-1MR14
5	1/4-18 NPT	
	5122-1FR18	5122-1MR18
5	1/2-14 NPT	
	5122-1FR14	5122-1MR14







MICRO-MAC

(800) 704-2622

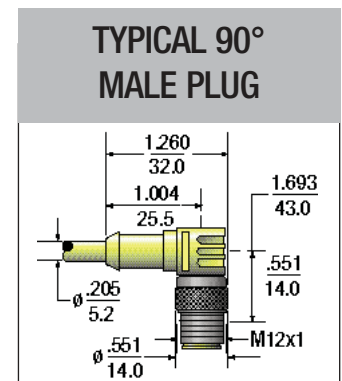
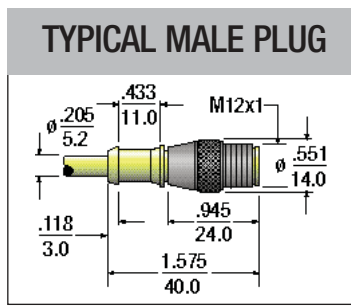
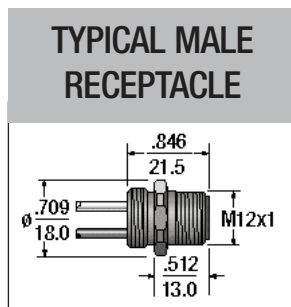
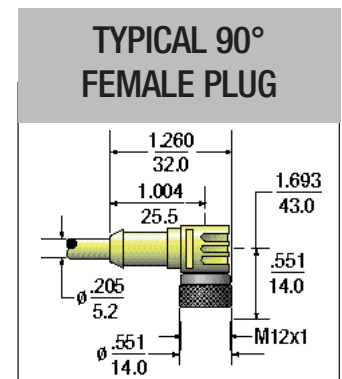
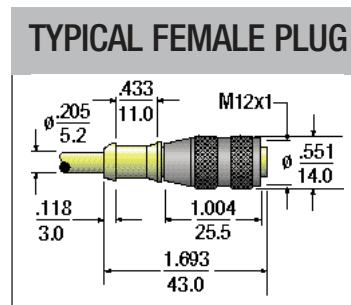
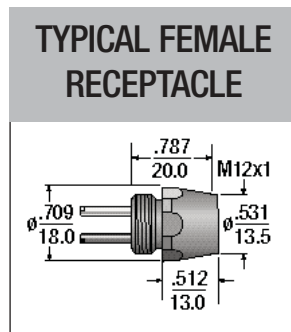
ULTRA MINIATURE ELECTRICAL CONNECTORS

FAX: (708) 352-3067

ELECTRICAL AND DIMENSIONAL DATA • DC VERSION

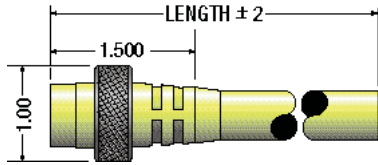
No. of Poles	Amps	Wiring Code Face View of Female	Length (Feet/ Meters)	Nom. Cable O.D.	Straight Plugs		90° Plugs		M/F Xtension Cords P/N	
					Female P/N	Male P/N	Female P/N	Male P/N		
3	3	1. Brown 2. N.C. 3. Blue 4. Black		2M 6'9" 4M 13'4" 6M 20'	.205	3122-DC2FC	3122-DC2MC	9322-DC2FC	9322-DC2MC	3122-DC2FCMC
						3122-DC4FC	3122-DC4MC	9322-DC4FC	9322-DC4MC	3122-DC4FCMC
						3122-DC6FC	3122-DC6MC	9322-DC6FC	9322-DC6MC	3122-DC6FCMC
4	3	1. Brown 2. White 3. Blue 4. Black		2M 6'9" 4M 13'4" 6M 20'	.205	4122-DC2FC	4122-DC2MC	9422-DC2FC	9422-DC2MC	4122-DC2FCMC
						4122-DC4FC	4122-DC4MC	9422-DC4FC	9422-DC4MC	4122-DC4FCMC
						4122-DC6FC	4122-DC6MC	9422-DC6FC	9422-DC6MC	4122-DC6FCMC
5	3	1. Brown 2. White 3. Blue 4. Black 5. Grey		2M 6'9" 4M 13'4" 6M 20'	.225	5122-DC2FC	5122-DC2MC	9522-DC2FC	9522-DC2MC	5122-DC2FCMC
						5122-DC4FC	5122-DC4MC	9522-DC4FC	9522-DC4MC	5122-DC4FCMC
						5122-DC6FC	5122-DC6MC	9522-DC6FC	9522-DC6MC	5122-DC6FCMC
6	3	1. Brown 2. White 3. Blue 4. Black 5. Grey 6. Pink		2M 6'9" 4M 13'4" 6M 20'	.225	6122-DC2FC	6122-DC2MC	9622-DC2FC	9622-DC2MC	6122-DC2FCMC
						6122-DC4FC	6122-DC4MC	9622-DC4FC	9622-DC4MC	6122-DC4FCMC
						6122-DC6FC	6122-DC6MC	9622-DC6FC	9622-DC6MC	6122-DC6FCMC

No. of Poles	Receptacles	
	Female P/N	Male P/N
3	PG9 THREAD	
	4122-DC4FR9	4122-DC4MR9
	1/4-18 NPT	
4	PG9 THREAD	
	4122-DC4FR9	4122-DC4MR9
	1/4-18 NPT	
5	PG9 THREAD	
	5122-DC4FR9	5122-DC4MR9
	1/4-18 NPT	
6	PG9 THREAD	
	6122-DC4FR9	6122-DC4MR9
	1/4-18 NPT	

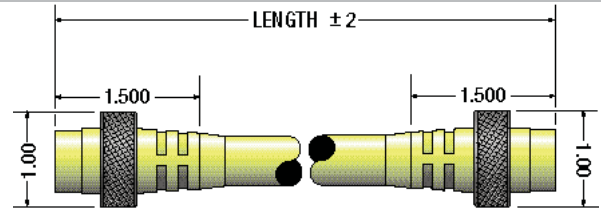


ELECTRICAL AND DIMENSIONAL DATA • 2-6A POLES

TYPICAL PLUG



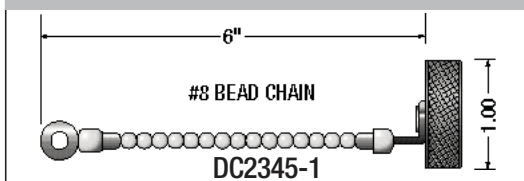
TYPICAL M/F XTENSION



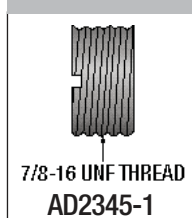
No. of Poles	Amps	Wiring Code Face View of Male	Length (Feet)	Nom. Cable O.D.	Plugs		90° Plugs		M/F Xtension Cords
					Female P/N	Male P/N	Female P/N	Male P/N	
2		1. WHITE 2. BLACK 	3 6 12 20	.390	2016-3FC	2016-3MC	9216-3FC**	9216-3MC**	2016-3FCMC
					2016-6FC	2016-6MC	9216-6FC**	9216-6MC**	2016-6FCMC
					2016-12FC	2016-12MC	9216-12FC**	9216-12MC**	2016-12FCMC
					2016-20FC	2016-20MC	9216-20FC**	9216-20MC**	2016-20FCMC
3*	13	1. GREEN 2. BLACK 3. WHITE 	3 6 12 20	.400	3016-3FC	3016-3MC	9316-3FC**	9316-3MC**	3016-3FCMC
					3016-6FC	3016-6MC	9316-6FC**	9316-6MC**	3016-6FCMC
					3016-12FC	3016-12MC	9316-12FC**	9316-12MC**	3016-12FCMC
					3016-20FC	3016-20MC	9316-20FC**	9316-20MC**	3016-20FCMC
4		1. BLACK 2. WHITE 3. RED 4. GREEN 	3 6 12 20	.445	4016-3FC	4016-3MC	9416-3FC**	9416-3MC**	4016-3FCMC
					4016-6FC	4016-6MC	9416-6FC**	9416-6MC**	4016-6FCMC
					4016-12FC	4016-12MC	9416-12FC**	9416-12MC**	4016-12FCMC
					4016-20FC	4016-20MC	9416-20FC**	9416-20MC**	4016-20FCMC
5*		1. WHITE 2. RED 3. GREEN 4. ORANGE 5. BLACK 	3 6 12 20	.510	5016-3FC	5016-3MC	9516-3FC**	9516-3MC**	5016-3FCMC
					5016-6FC	5016-6MC	9516-6FC**	9516-6MC**	5016-6FCMC
					5016-12FC	5016-12MC	9516-12FC**	9516-12MC**	5016-12FCMC
					5016-20FC	5016-20MC	9516-20FC**	9516-20MC**	5016-20FCMC
6A**		1. WHITE 2. RED 3. GREEN 4. ORANGE 5. BLACK 6. BLUE 	3 6 12 20	.510	6016A-3FC	6016A-3MC			6016A-3FCMC
					6016A-6FC	6016A-6MC			6016A-6FCMC
					6016A-12FC	6016A-12MC			6016A-12FCMC
					6016A-20FC	6016A-20MC			6016A-20FCMC

*Three pole units with 2 reds and a green and five pole units with 4 reds and a green are standard stock items. When ordering these items add "A" to the catalog number i.e., 3016-12FCA for a plug and 3016-MRA for a receptacle.
**UL and CSA pending.

DUST CAP FOR RECEPTACLE

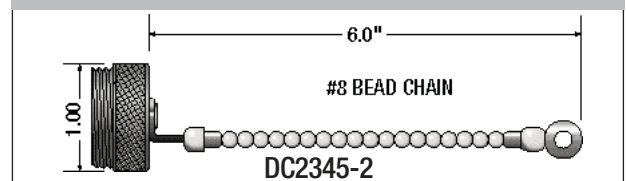


ADAPTER



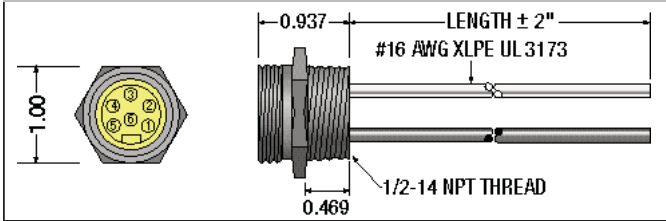
ADAPT. FOR M/F PLUGS

DUST CAP FOR PLUG

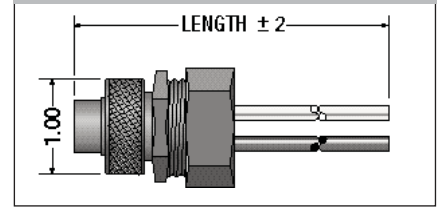


ELECTRICAL AND DIMENSIONAL DATA • 2-6A POLES

TYPICAL STRAIGHT RECEPTACLE



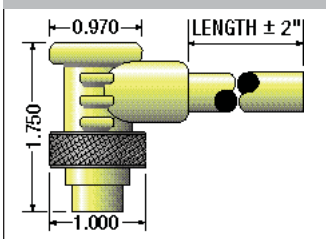
TYPICAL LIQUID TIGHT PLUG



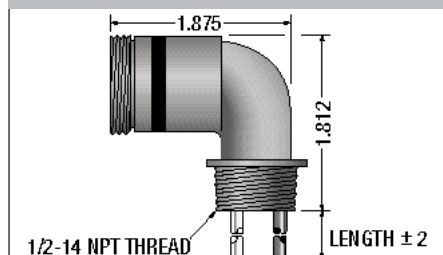
Female Liquid Tight Plugs	Receptacles 1/2-14 NPT		Receptacles W/PG 13.5 Thread		90° Adapter P/N
	Female P/N	Male P/N	FEMALE P/N	MALE P/N	
2016-3FCLT	STRAIGHT		2016-1FR13.5	2016-1MR13.5	2FCMR
2016-6FCLT	2016-1FR	2016-1MR			
2016-12FCLT	90°				
2016-20FCLT	2016-100FR	2016-100MR			
3016-3FCLT	STRAIGHT		3016-1FR13.5	3016-1MR13.5	3FCMR
3016-6FCLT	3016-1FR	3016-1MR			
3016-12FCLT	90°				
3016-20FCLT	3016-100FR	3016-100MR			
4016-3FCLT	STRAIGHT		4016-1FR13.5	4016-1MR13.5	4FCMR
4016-6FCLT	4016-1FR	4016-1MR			
4016-12FCLT	90°				
4016-20FCLT	4016-100FR	4016-100MR			
5016-3FCLT	STRAIGHT		5016-1FR13.5	5016-1MR13.5	5FCMR
5016-6FCLT	5016-1FR	5016-1MR			
5016-12FCLT	90°				
5016-20FCLT	5016-100FR	5016-100MR			
6016A-3FCLT	STRAIGHT		6016A-1FR13.5	6016A-1MR13.5	_____
6016A-6FCLT	6016A-1FR	6016A-1MR			
6016A-12FCLT	90°				
6016A-20FCLT	6016A-100FR	6016A-100MR			

All catalog numbers for the 2 through 6 pole are for aluminium shells and couplers. However, all units can be supplied with stainless steel, electroless nickel coating or a bi-protect coating. When ordering, add "SS" or "EN" to the standard catalog number. i.e., 3016-1MRSS or 3016-1MREN.
 Receptacles are shown with 16 AWG wire. They can be furnished with 22, 20, and 18 gauge wire in PVC, XLPE or TFE.

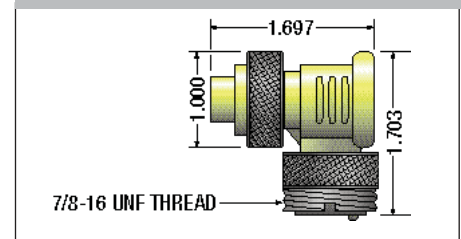
TYPICAL 90° PLUG



TYPICAL 90° RECEPTACLE



TYPICAL 90° ADAPTER

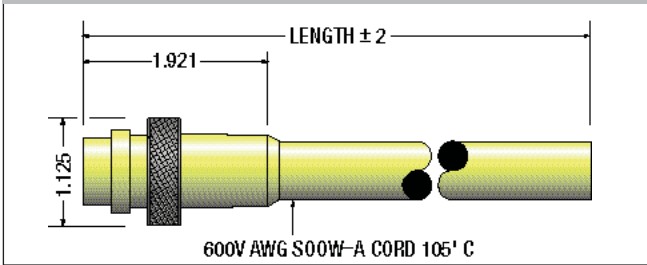


MINNI-MAC[®] MINIATURE ELECTRICAL CONNECTORS

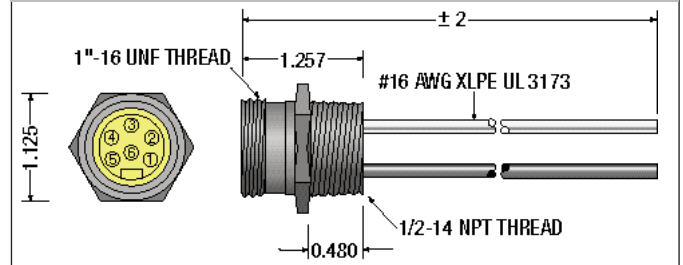
(800) 704-2622 WITH EXCLUSIVE CONNO-FLEX[®] CABLE FAX: (708) 352-3067

ELECTRICAL AND DIMENSIONAL DATA • 6-8 POLES

TYPICAL PLUG

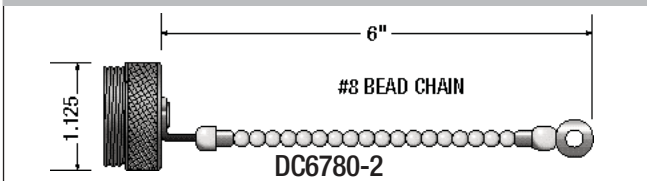


TYPICAL STRAIGHT RECEPTACLE




No. of Poles	Amps	Wiring Code Face View of Male	Length (Feet)	Nom. Cable O.D.	Plugs		M/F Xtension Cords P/N	Receptacles		
					Female P/N	Male P/N		Male P/N	Female P/N	
6		1. ORANGE 2. BLUE 3. BLACK 4. WHITE 5. RED 6. GREEN		3 6 12 20	.540	6016-3FC	6016-3MC	6016-3FCMC	STRAIGHT	
						6016-6FC	6016-6MC	6016-6FCMC	6016-1MR	6016-1FR
						6016-12FC	6016-12MC	6016-12FCMC	90°	
						6016-20FC	6016-20MC	6016-20FCMC	6016-100MR	6016-100FR
7		1. WHITE/BLACK TR. 2. BLACK 3. WHITE 4. RED 5. ORANGE 6. BLUE 7. GREEN		3 6 12 20	.555	7016-3FC	7016-3MC	7016-3FCMC	STRAIGHT	
						7016-6FC	7016-6MC	7016-6FCMC	7016-1MR	7016-1FR
						7016-12FC	7016-12MC	7016-12FCMC	90°	
						7016-20FC	7016-20MC	7016-20FCMC	7016-100MR	7016-100FR
8		1. ORANGE 2. BLUE 3. WHITE/BLK. TR 4. BLACK 5. WHITE 6. RED 7. GREEN 8. RED/BLK. TR.		3 6 12 20	.600	8016-3FC	8016-3MC	8016-3FCMC	STRAIGHT	
						8016-6FC	8016-6MC	8016-6FCMC	8016-1MR	8016-1FR
						8016-12FC	8016-12MC	8016-12FCMC	90°	
						8016-20FC	8016-20MC	8016-20FCMC	8016-100MR	8016-100FR

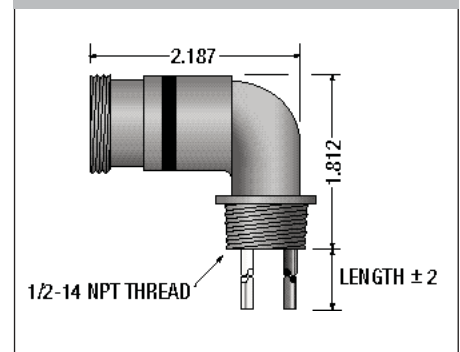
DUST CAP FOR PLUG



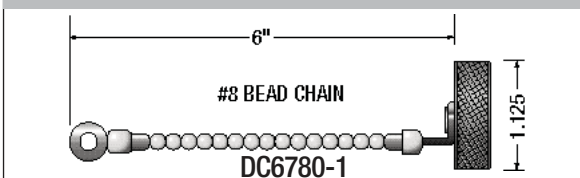
ADAPTER



TYPICAL 90° RECEPTACLE

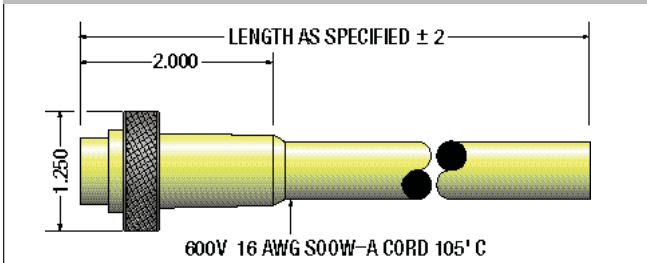


DUST CAP FOR RECEPTACLE

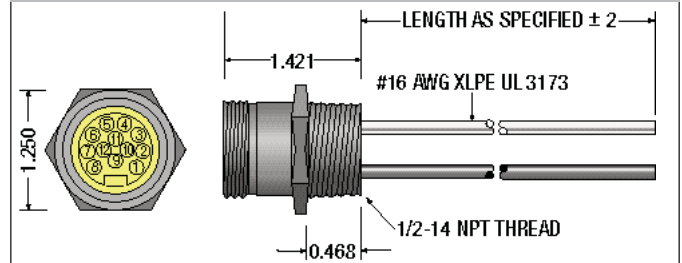





ELECTRICAL AND DIMENSIONAL DATA • 9-10-12 POLE

TYPICAL PLUG

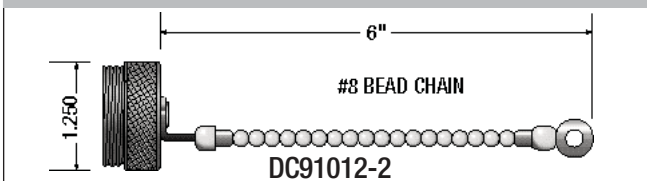


TYPICAL STRAIGHT RECEPTACLE

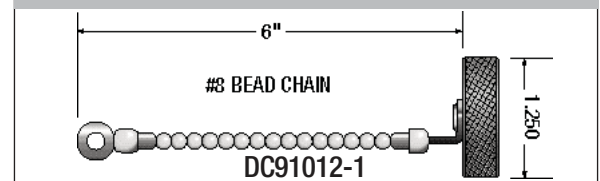


No. of Poles	Amps	Wiring Code Face View of Male	Length (Feet)	Nom. Cable O.D.	Plugs		M/F Xtension Cords P/N	Receptacles	
					Female P/N	Male P/N		Male P/N	Female P/N
9		1. ORANGE 2. BLUE 3. RED-BLK. TR. 4. GREEN-BLK. TR. 5. WHITE 6. RED 7. GREEN 8. WHITE-BLK. TR. 9. BLACK 	3 6 12 20	.670	9016-3FC	9016-3MC	9016-3FCMC 9016-6FCMC 9016-12FCMC 9016-20FCMC	1/2-14NPT	
					9016-6FC	9016-6MC		9016-1MR	9016-1FR
					9016-12FC	9016-12MC		PG 13.5 THREAD	
					9016-20FC	9016-20MC		9016-1MR13.5	9016-1FR13.5
10		1. ORANGE 2. BLUE 3. WHITE-BLK. TR. 4. RED-BLK. TR. 5. GREEN-BLK. TR. 6. ORANGE-BLK. TR. 7. RED 8. GREEN 9. BLACK 10. WHITE 	3 6 12 20	.700	1016-3FC	1016-3MC	1016-3FCMC 1016-6FCMC 1016-12FCMC 1016-20FCMC	1/2-14NPT	
					1016-6FC	1016-6MC		1016-1MR	1016-1FR
					1016-12FC	1016-12MC		PG13.5 THREAD	
					1016-20FC	1016-20MC		1016-1MR13.5	1016-1FR13.5
12		1. ORANGE 2. BLUE 3. WHITE/BLK. TR. 4. RED/BLK. TR. 5. GREEN-BLK. TR. 6. ORANGE-BLK. TR. 7. BLUE-BLK. TR. 8. BLACK-WHI. TR. 9. GREEN 10. RED 11. WHITE 12. BLACK 	3 6 12 20	.720	1216-3FC	1216-3MC	1216-3FCMC 1216-6FCMC 1216-12FCMC 1216-20FCMC	1/2-14NPT	
					1216-6FC	1216-6MC		1216-1MR	1216-1FR
					1216-12FC	1216-12MC		PG13.5 THREAD	
					1216-20FC	1216-20MC		1216-1MR13.5	1216-1FR13.5

DUST CAP FOR PLUG



DUST CAP FOR RECEPTACLE



ADAPTER



ADAPT. FOR M/F PLUGS

MINNI-MAC® II

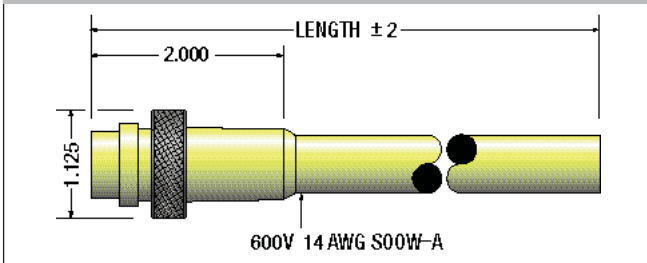
(800) 704-2622

HEAVY DUTY MINIATURE CONNECTORS

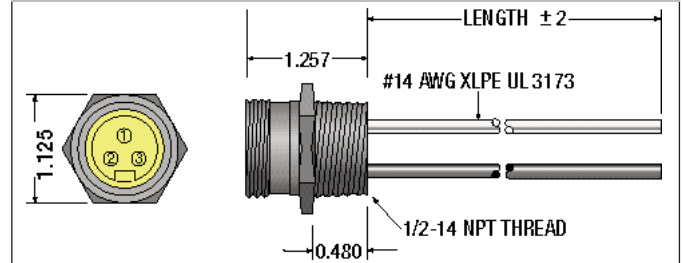
FAX: (708) 352-3067



ELECTRICAL AND DIMENSIONAL DATA • 3-4 POLE

TYPICAL PLUG

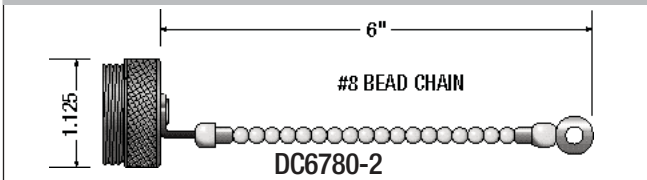


TYPICAL STRAIGHT RECEPTACLE



No. of Poles	Amps	Wiring Code Face View of Male	Length (Feet)	Nom. Cable O.D.	Plugs		M/F Xtension Cords P/N	Receptacles	
					Female P/N	Male P/N		Male P/N	Female P/N
3		1. GREEN 2. BLACK 3. WHITE 	3 6 12	.550	3214-3FC	3214-3MC	3214-3FCMC 3214-6FCMC 3214-12FCMC	STRAIGHT	
					3214-6FC	3214-6MC		3214-1MR	3214-1FR
					3214-12FC	3214-12MC		3214-100MR	3214-100FR
4		1. BLACK 2. WHITE 3. RED 4. GREEN 	3 6 12	.600	4214-3FC	4214-3MC	4214-3FCMC 4214-6FCMC 4214-12FCMC	STRAIGHT	
					4214-6FC	4214-6MC		4214-1MR	4214-1FR
					4214-12FC	4214-12MC		4214-100MR	4214-100FR

DUST CAP FOR PLUG

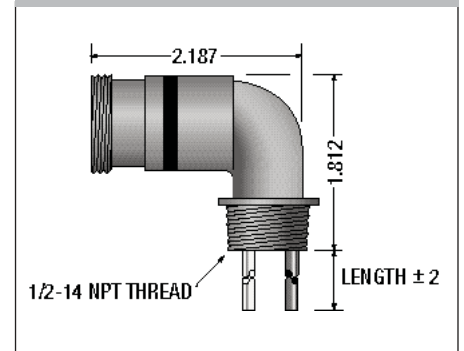


ADAPTER

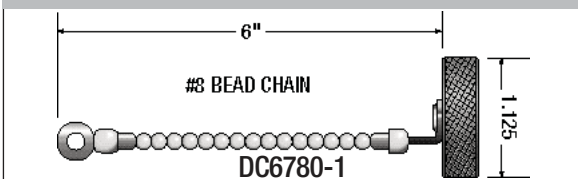


ADAPT. FOR M/F PLUGS

TYPICAL 90° RECEPTACLE



DUST CAP FOR RECEPTACLE



RECOGNIZED UNDER THE COMPONENT PROGRAM OF UNDERWRITERS LABORATORIES, INC. FILE NO. E84014

CONNO-CHANGE

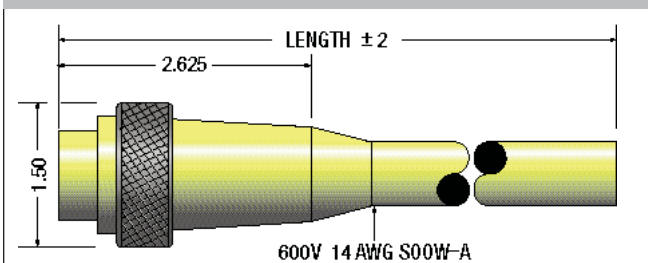
(800) 704-2622

HEAVY DUTY MINIATURE CONNECTORS

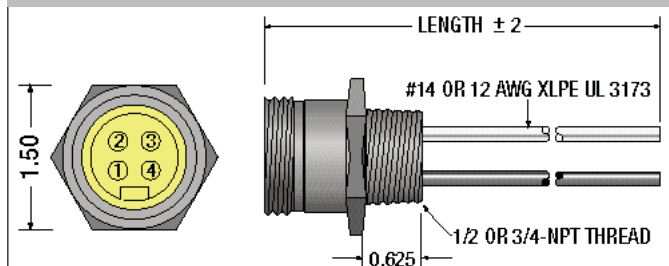
FAX: (708) 352-3067

ELECTRICAL AND DIMENSIONAL DATA • 2-4 POLES

TYPICAL PLUG

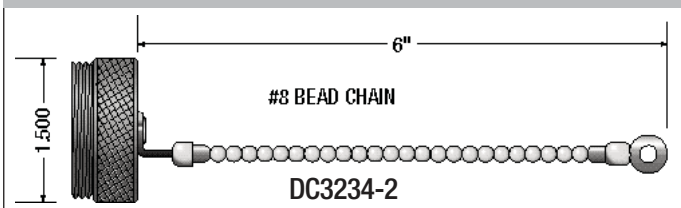


TYPICAL STRAIGHT RECEPTACLE

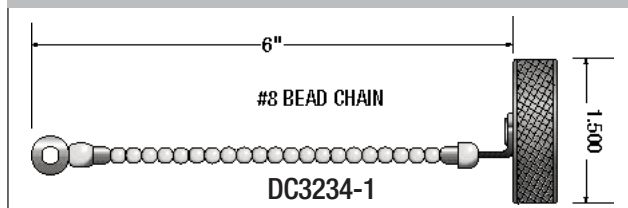


No. of Poles	Amps	Wiring Code Face View of Male	Length (Feet)	Nom. Cable O.D.	Plugs		M/F Xtension Cords P/N	Receptacles	
					Female P/N	Male P/N		Male P/N	Female P/N
2	1. BLACK 2. WHITE		3	14 AWG .512	2314-3FC	2314-3MC	2314-3FCMC 2314-6FCMC 2314-12FCMC	1/2-14 NPT	
			6		2314-6FC	2314-6MC		2314-150MR	2314-150FR
			12	12 AWG .582	2314-12FC	2314-12MC		3/4-14 NPT	
3	1. BLACK 2. WHITE 3. GREEN		3	14 AWG .538	3314-3FC	3314-3MC	3314-3FCMC 3314-6FCMC 3314-12FCMC	1/2-14 NPT	
			6		3314-6FC	3314-6MC		3314-150MR	3314-150FR
			12	12 AWG .610	3314-12FC	3314-12MC		3/4-14 NPT	
4	1. BLACK 2. GREEN 3. RED 4. WHITE		3	14 AWG .584	4314-3FC	4314-3MC	4314-3FCMC 4314-6FCMC 4314-12FCMC	1/2-14 NPT	
			6		4314-6FC	4314-6MC		4314-150MR	4314-150FR
			12	12 AWG .660	4314-12FC	4314-12MC		3/4-14 NPT	
							4314-175MR	4314-175FR	

DUST CAP FOR PLUG



DUST CAP FOR RECEPTACLE

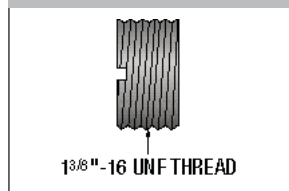


Above part numbers are for 14 AWG wire. For 12 AWG substitute 12 for 14 i.e., 2312-6FC

Numbers shown are aluminum shells & couplers.

Nylon Available. Add "N" after part number i.e., 4314-150MRN

ADAPTER



ADAPT. FOR M/F PLUGS
AD3234-1



340 S. WASHINGTON AVENUE
LAGRANGE, ILLINOIS 60525
(800)704-2622
LOCAL(708)482- 3434 • FAX(708) 352-3067
